

allard | **UK**

Carbon Reduction

Plan 2023-2045

Carbon Reduction Plan 2023-2045

Supplier name: Allard Support UK Ltd.

Publication date: 20 Mar 2024

Commitment to achieving Net Zero

Allard Support UK Ltd. is committed to achieving Net Zero emissions by 2045.

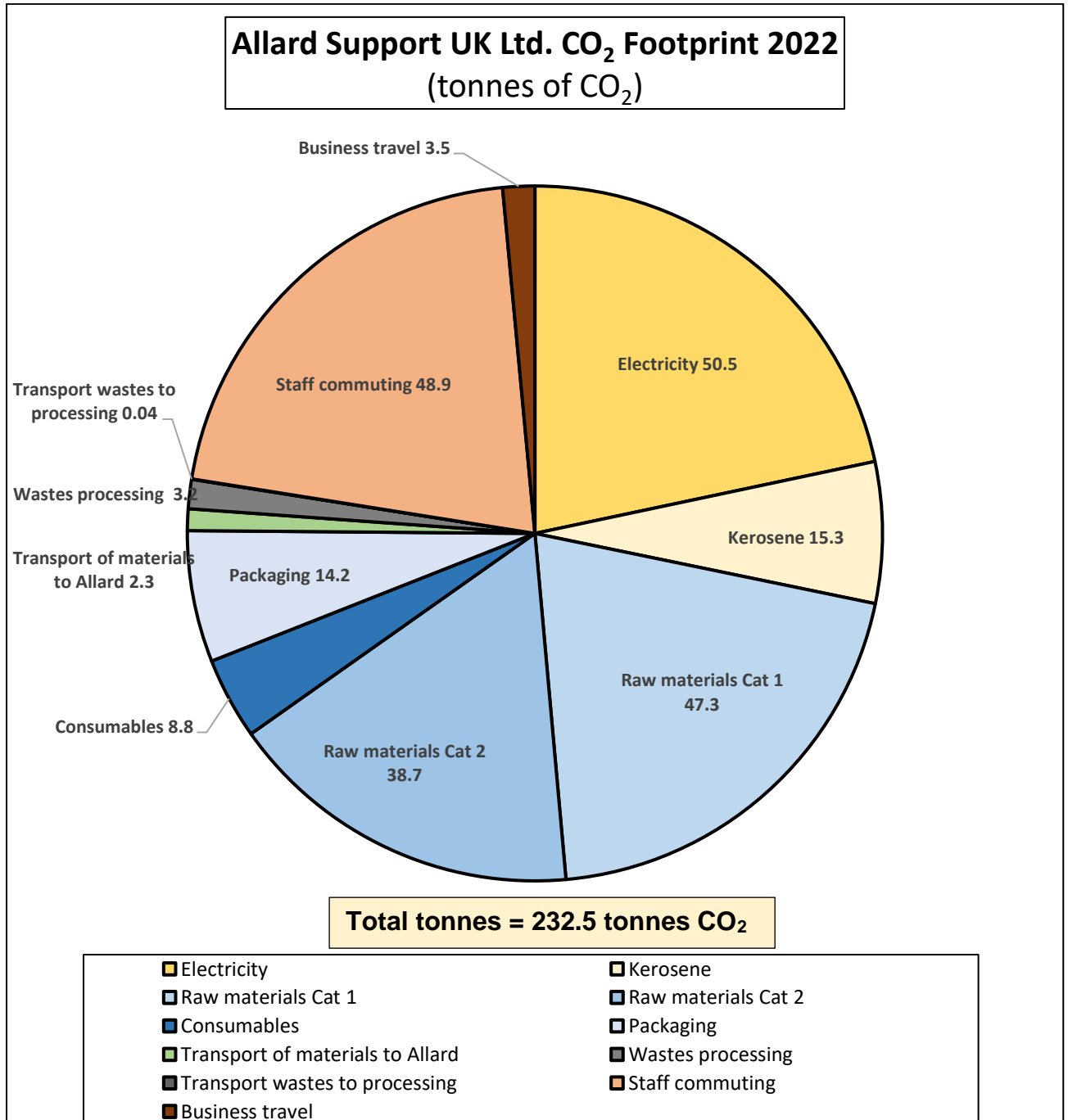
1.0 Baseline Emissions Footprint

Baseline emissions are a record of the greenhouse gases that have been produced in the past and were produced prior to the introduction of any strategies to reduce emissions. Baseline emissions are the reference point against which emissions reduction can be measured.

Baseline Year: 2022	
Additional Details relating to the Baseline Emissions calculations.	
This is the first year we at Allard Support UK Ltd. has actively baselined our carbon measurements to map our Carbon Reduction Plan.	
Baseline year emissions: 2022	
EMISSIONS	TOTAL (tCO₂e)
Scope 1	15 tCO ₂
Scope 2	50.5 tCO ₂
Scope 3 (Included Sources)	167 tCO ₂ <u>Purchased Goods:</u> Total = 109 tCO ₂ Category 1 Raw Materials = 47.3 tCO ₂ (28% of Scope 3) Category 2 Raw Materials = 38.7 tCO ₂ (23% of Scope 3) Consumables = 8.8 tCO ₂ (5% of Scope 3) Packaging = 14.2 tCO ₂ (9% of Scope 3) <u>Transport of Purchased Goods:</u> Total = 2.3 tCO ₂ Category 1&2 Raw Materials = 2.1 tCO ₂ Consumables = 0.03 tCO ₂ Packaging = 0.2 tCO ₂ <u>Waste Processing & Transport of Wastes:</u> Total = 3.2 tCO ₂ Recycling = 1.6 tCO ₂ Incineration = 1.5 tCO ₂ Transport = 0.04 tCO ₂ <u>Commuting & Business Travel:</u> Total = 52.3 tCO ₂ Commuting = 48.9 tCO ₂ Business Travel = 3.5 tCO ₂

Total Emissions (Scope 1, 2 & 3)	232.5 tCO ₂
---	------------------------

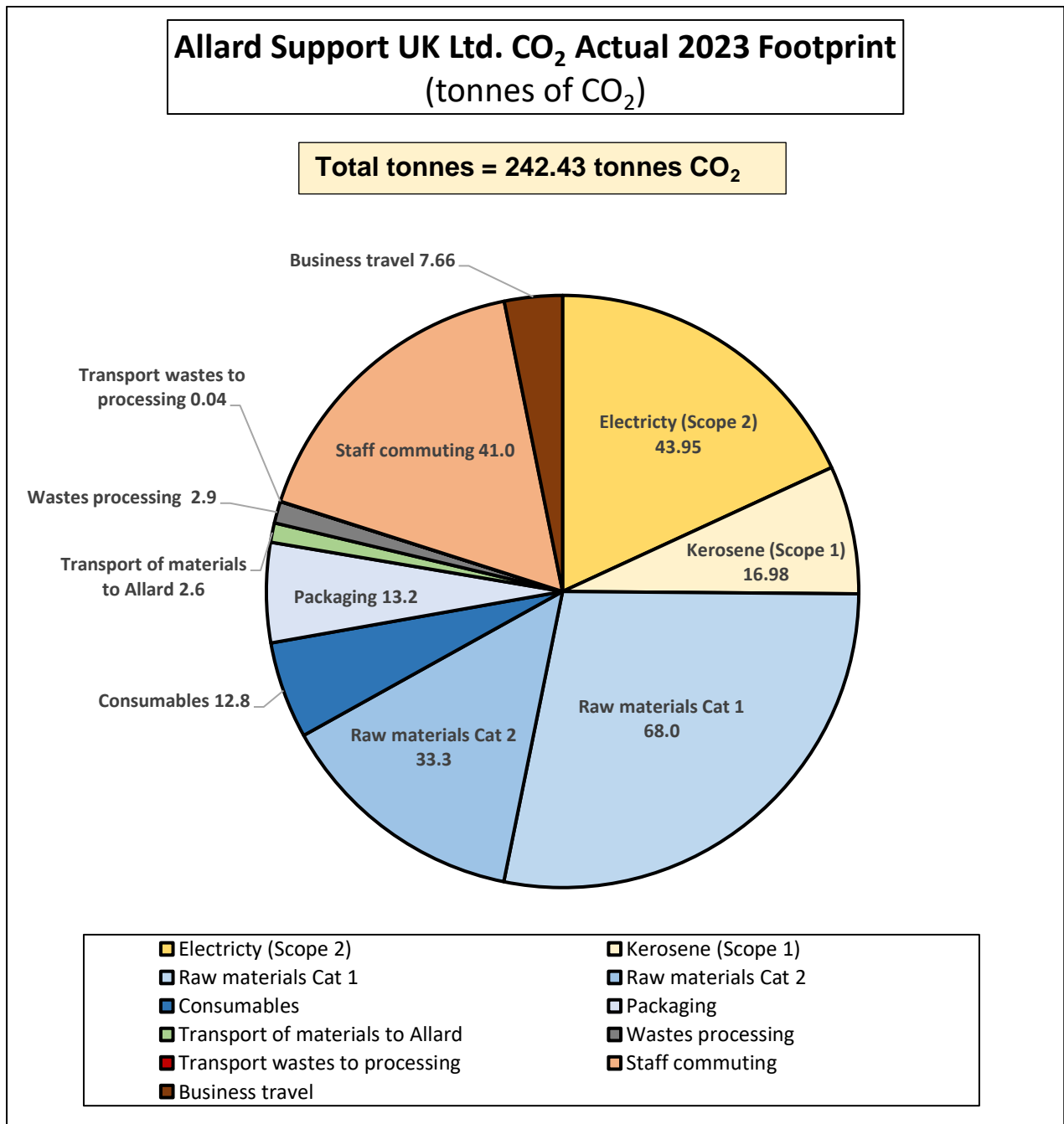
Below is a Pie Chart representation of the baseline year (2022) of Allard Support UK Ltd.



2.0 Current Year Emissions Reporting 2023 & Estimated Emissions 2024

EMISSIONS	ESTIMATED TOTAL (tCO ₂ e) in 2023	ACTUAL TOTAL (tCO ₂ e) in 2023	ESTIMATED TOTAL (tCO ₂ e) in 2024
Scope 1	11.25 tCO ₂	16.98 tCO ₂	15.0 tCO ₂
Scope 2	45.5 tCO ₂	43.95 tCO ₂	40.0 tCO ₂
Scope 3 (Included Sources)	162 tCO ₂	181.5 tCO ₂	179.0 tCO ₂
Total Emissions	219 tCO₂	242.43 tCO₂	234 tCO₂

Below is a Pie Chart representation of the actual emissions of 2023 with Allard Support UK Ltd.



3.0 Emissions reduction actions

Energy:

We at Allard Support UK Ltd. currently have a supply of electricity that has an energy mix of the following:

Energy Type	% of Energy Mix
Renewable	41.8
Coal	11.8
Oil	4.6
Natural Gas	41.8

Our tCO₂ output from this supply of electricity produces 50.5 tCO₂. By changing to a supply of renewable electricity the output from this supply of electricity will produce a total emission of 1.2tCO₂ annually based on our baseline year of 2022.

We also plan on reducing the usage of Kerosene. This can be achieved by:

- 1) Switching our heating supply to an alternative technology such as, Biomass Heaters, Electric Steam Boilers, etc.
- 2) Undertake a project to identify areas of heat loss in in building and carry out preventative measures to prevent these areas of heat loss.

Raw Materials (Category 1&2):

Conduct an investigation into the possibility of using plastics made from recycled materials in our manufacturing processes. This is due to plastics accounting for 18% of our overall Carbon Emissions.

Consumables:

Investigate changing from cotton-based materials to alternative materials. This investigation is as a result of the manufacture of cotton-based materials having a high carbon emission (10 kgCO₂/Kg).

Packaging:

Investigate the possibility of our suppliers using recycled paper in the manufacture of our IFU/User Manuals. By changing to recycled paper this will reduce the Carbon Emission from the manufacture of these items.

We also plan on investigating the addition of instructions regarding "End of Life" of our products in our IFU/User Manuals by adding information of how to disassemble, organise and dispose of them correctly.

Transport of Goods:

Conduct an investigation into locating a European supplier of Polyolefin Foam as opposed to a US based supplier which will reduce the tCO₂ of transport of material.

Waste & Transport of Waste:

Conduct an investigation into the possibility of reducing incineration levels by using more recycling options.

Commuting & Business Travel:

As commuting is the second largest contribution to our Carbon Emissions (at 21%), improvements are necessary.

Install electric car charging points at our facility.

Encourage carpooling program for employees commuting to and from Allard Support UK Ltd.

Explore the possibility of local based employees of Allard Support UK Ltd. to use alternative methods to commute to and from work e.g., public transport, bike to work scheme and walking.

4.0 Emissions reduction targets

To continue our progress to achieving Net Zero by 2045, we have adopted the following carbon reduction targets.

We project that carbon emissions will decrease to 180 tCO₂e by 2028. This is a reduction of 25.6%.

Energy:

Increase the amount of renewable energy used in Allard Support UK Ltd.

We have set a target that by 2028 we will have switched to 100% renewable energy being supplied to Allard Support UK Ltd.

Reduce the quantity of Kerosene used in Allard Support UK Ltd. by 20% (15.3 tCO₂ to 12.2 tCO₂) by 2028.

Raw Materials (Category 1&2) and Consumables:

Procure a more environmentally friendly alternative to some of our existing materials used in our manufacturing process. Reduce carbon emissions by 10% by 2023 (94.9 tCO₂ to 84.4 tCO₂).

Packaging:

Reduce the Carbon Emissions in the Packaging Area by 10% by 2030 (14.2 tCO₂ to 12.8 tCO₂).

Transport of Purchased Goods:

Reduce the quantity of shipments/deliveries from non-European companies by 40% by 2028 (2.3 tCO₂ to 1.4 tCO₂).

Waste & Transport of Waste:

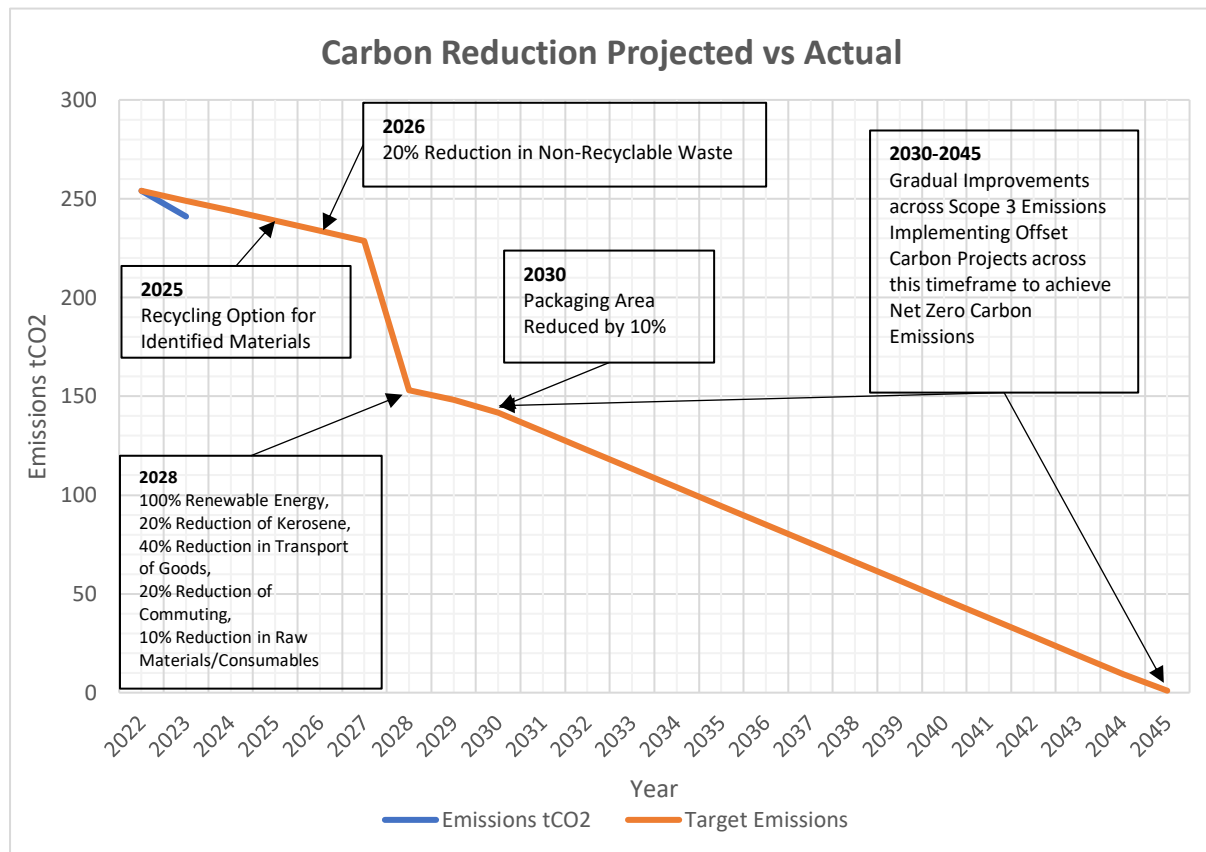
Source a recycling option for certain identified materials by 2025.

Reduce the Carbon Emissions for non-recyclables by 20% by 2026 1.3 tCO₂ to 1 tCO₂.

Commuting & Business Travel:

Reduce the Carbon Emission from commuting to and from work by 20% by 2028 (48.9 tCO₂ to 39.1 tCO₂).

Progress against these targets can be seen in the graph below:



5.0 Completed Carbon Reduction Projects

The following environmental management measures and projects have been completed or implemented since the 2022 baseline. The carbon emission reduction achieved by these schemes equate to 233 tCO₂e, we at Allard Support UK Ltd. estimate a reduction of 7% in 2023 against the baseline set in 2022.

In 2023 we have completed or are in the process of completing the following projects.

- Implementing ISO 14001:2015 into our Quality Management System with the aim of being certified by end 2024.
- Reducing of Electricity consumption by monitoring the usage of electric ovens on the manufacturing floor.
- Replacing halogen lighting with LED lighting to further reduce electrical consumption.
- Obtain a European supplier of Polyolefin foam in efforts to reduce transport emissions from the US.

6.0 Declaration and Sign Off

This Carbon Reduction Plan has been completed in accordance with PPN 06/21 and associated guidance and reporting standard for Carbon Reduction Plans.

Emissions have been reported and recorded in accordance with the published reporting standard for Carbon Reduction Plans and the GHG Reporting Protocol corporate standard¹ and uses the appropriate Government emission conversion factors for greenhouse gas company reporting².

Scope 1 and Scope 2 emissions have been reported in accordance with SECR requirements, and the required subset of Scope 3 emissions have been reported in accordance with the published reporting standard for Carbon Reduction Plans and the Corporate Value Chain (Scope 3) Standard³.

This Carbon Reduction Plan has been reviewed and signed off by the board of directors.

Signed on behalf of the Supplier (Allard Support UK Ltd.):

Signed: 
Mr. Peter Roe
Company Director Allard UK / Director of Group Manufacturing

Date: 20th March 2024

¹<https://ghgprotocol.org/corporate-standard>

²<https://www.gov.uk/government/collections/government-conversion-factors-for-company-reporting>

³<https://ghgprotocol.org/standards/scope-3-standard>