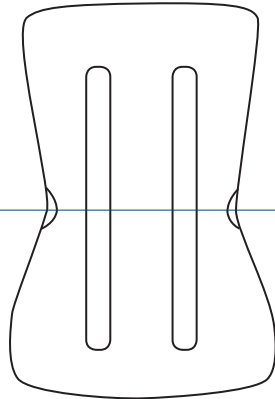
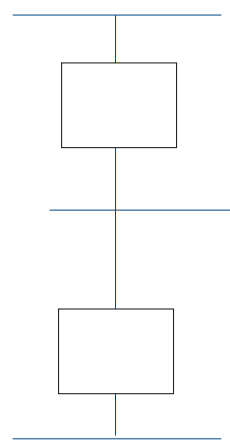


Boston Brace Soft Body Jacket

STAY CHART

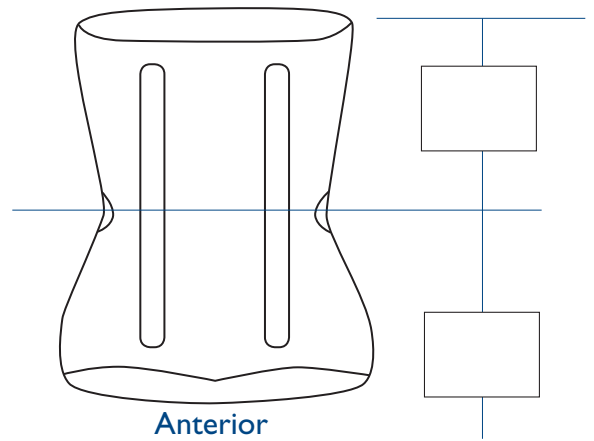
Only use this chart if you order permanent stays

Stay length in cm



Waist

Stay length in cm



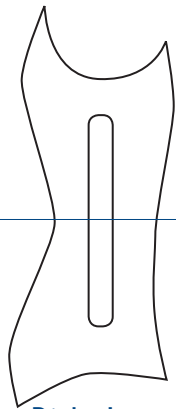
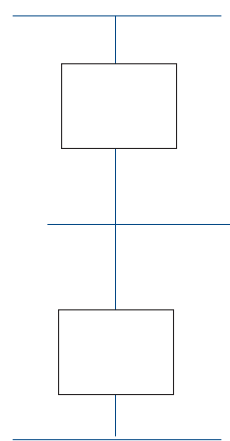
Stay length in cm

Posterior
Stay width:
25mm
38mm
50mm

Anterior
Stay width:
25mm
38mm
50mm

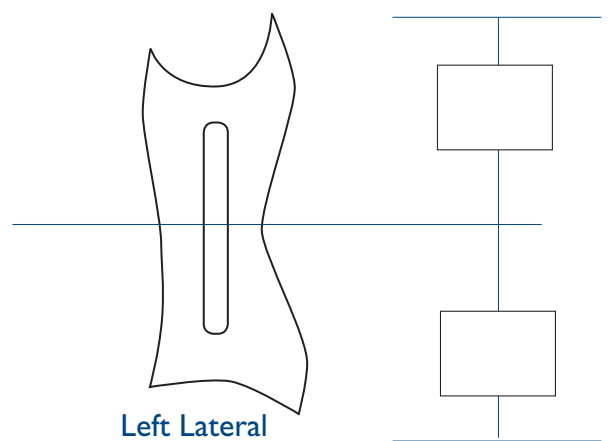
Stay length in cm

Stay length in cm



Waist

Stay length in cm



Stay length in cm

Right Lateral
Stay width:
25mm
38mm
50mm

Left Lateral
Stay width:
25mm
38mm
50mm

Stay length in cm

Order #	_____
Patient ID	_____
Stay Size	_____
Approved By	_____
Date	_____

Opening

- Anterior
- Posterior
- Left Lateral
- Right Lateral
- Bi-Valve
- Butting Overlap
- Smooth Overlap